









BOREHAMWOOD £1,850 pcm

-  BRAND NEW DEVELOPMENT
-  ALLOCATED PARKING SPACE
-  LARGE BALCONY
-  DOUBLE GLAZING

-  TWO DOUBLE BEDROOMS
-  LIFT
-  GAS CENTRAL HEATING
-  TWO MINS FROM ELSTREE AND BOREHAM WOOD STATIONS

Wesley House, Wesley House, Station Road
Borehamwood, WD6

General: While we endeavor to make our sales particulars fair, accurate and reliable, they are only a general guide to the property and, accordingly, if there is any point which is of particular importance to you, please contact the office and we will be pleased to check the position for you, especially if you are contemplating traveling some distance to view the property. Measurements: These approximate room sizes are only intended as general guidance. You must verify the dimensions carefully before ordering carpets or any built-in furniture. Services: Please note we have not tested the services or any of the equipment or appliances in this property, accordingly we strongly advise prospective buyers to commission their own survey or service reports before finalizing their offer to purchase. THESE PARTICULARS ARE ISSUED IN GOOD FAITH BUT DO NOT CONSTITUTE REPRESENTATIONS OF FACT OR FORM PART OF ANY OFFER OR CONTRACT. THE MATTERS REFERRED TO IN THESE PARTICULARS SHOULD BE INDEPENDENTLY VERIFIED BY PROSPECTIVE BUYERS OR TENANTS. NEITHER ALLAN HOWARD NOR ANY OF ITS EMPLOYEES OR AGENTS HAS ANY AUTHORITY TO MAKE OR GIVE ANY REPRESENTATION OR WARRANTY WHATEVER IN RELATION TO THIS PROPERTY. YOUR HOME IS AT RISK IF YOU DO NOT KEEP UP REPAYMENTS ON A MORTGAGE OR OTHER LOAN SECURED ON IT. Written quotations available on request. All loans secured on property. Life assurance is usually required.