



LONDON ESTATES

Westbourne Crescent, Paddington, W2

£780,000 LH+ShareFH




🛏 2 🛏 1 🛋 1 🚗 Y

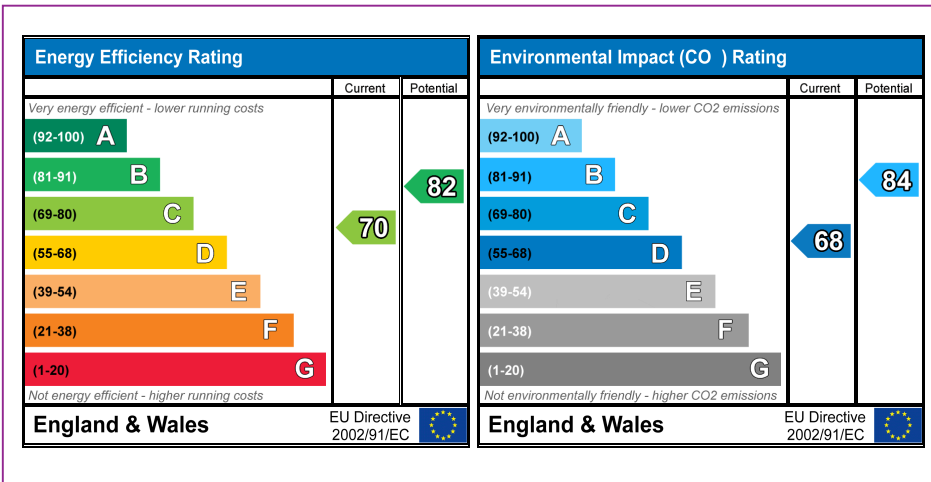
LH+ShareFH



LONDON ESTATES



- STUCCO BUILDING
- LIFT
- TWO BEDROOMS
- GREAT LOCATION
- CLOSE TO HYDE PARK
- 990 YEARS LEASE + SHARE OF FREEHOLD



The graph shows the current energy efficiency of your home. The higher the rating the lower your fuel bills are likely to be. The potential rating shows the effect of undertaking the recommendations on page 3. The average energy efficiency rating for dwelling in England and Wales is band D (rating 60).

Available Date: No Date

Council Tax: F

Cost: £994.00



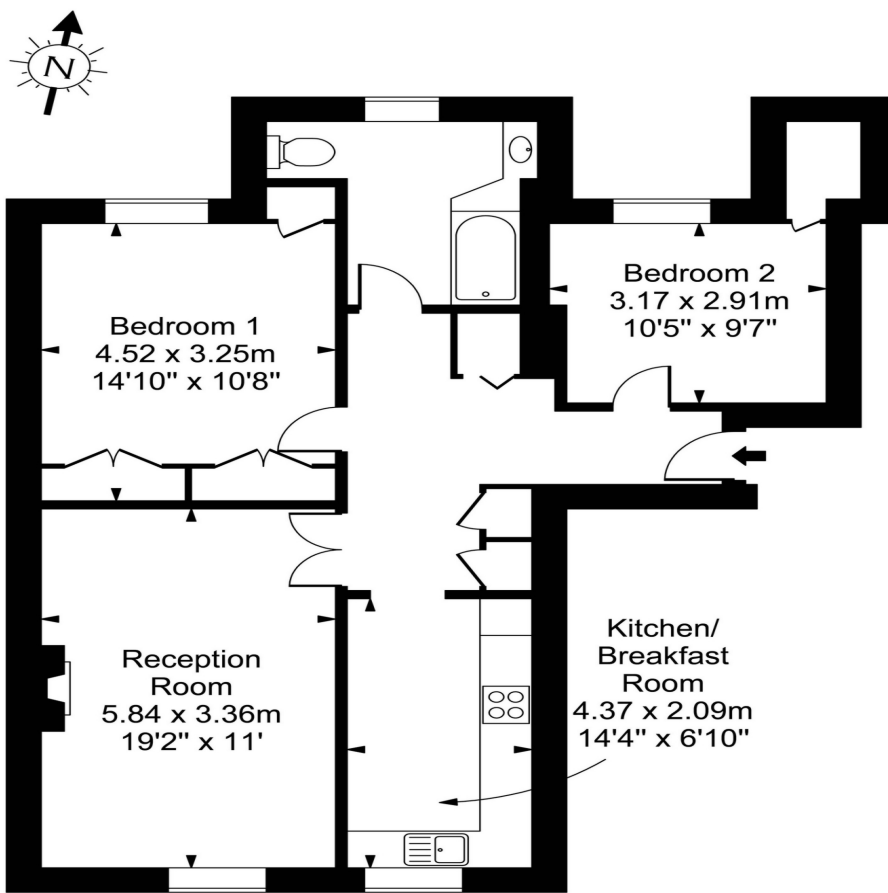


LONDON ESTATES

Westbourne Crescent

Approx. Gross Internal Area

79.10 Sq M - 851 Sq Ft



Second Floor

Every attempt is made to assure accuracy, however measurements are approximate and for illustrative purposes only. Not to scale.
Floor plan by www.frameworkphotos.co.uk